

4 Click "Incident Details"

EHSA Utility / Edit Assessment [Edit Labels](#) [Modify Questions](#)

Instructions **Assessment Questions** Review Questions/Answers Review

Who is Reporting Yes No Is this report for yourself?

Incident Details

Witness Details

Injury or Exposure Detail

What best describes the individual's role

- KSU Faculty/Staff
- KSU Student/Grad Student Employee
- KSU Student (non-employee)
- KSU Volunteer
- Visitor/Vendor/Contractor

eID of individual report is for

Who is the supervisor?

5 Click "Witness Details"

EHSA Utility / Edit Assessment [Edit Labels](#) [Modify Questions](#)

Instructions **Assessment Questions** Review Questions/Answers Review

Who is Reporting

Incident Details

Witness Details

Injury or Exposure Detail

Date/Time of incident

Date/Time work started day of the incident

Location of incident

Specific location of incident ([View Campu.](#))

stairs of Edwards Hall B wing

Yes No Did incident occur in a lab?

6 Click "Injury or Exposure Detail"

The screenshot shows a web interface with four tabs: "Instructions", "Assessment Questions", "Review Questions/Answers", and "Review". Below the tabs is a sidebar menu with four items: "Who is Reporting", "Incident Details", "Witness Details", and "Injury or Exposure Detail". The "Injury or Exposure Detail" item is highlighted with an orange circle. To the right of the sidebar, there is a text prompt: "Click Add Witness to provide details" and a green "+ Add" button. Below the sidebar and main content area are three buttons: "← Previous", "Save Progress", and "Next →".

7 If you are the supervisor then click "Supervisor Investigation"

The screenshot shows a web interface with a sidebar menu on the left containing four items: "Who is Reporting", "Incident Details", "Demographics", and "Injury or Exposure Detail". The "Injury or Exposure Detail" item is highlighted with an orange circle. The main content area contains a question: "Is this report for yourself?" with radio button options for "Yes" (selected) and "No". Below this is another question: "What best describes the individual's role during the incident?" with radio button options for "KSU Faculty/Staff" (selected), "KSU Student/Grad Student Employee", "KSU Student (non-employee)", and "KSU Volunteer". The bottom portion of the screenshot is obscured by a large area of digital noise.

8 Follow along with all of the questions in the Supervisor Investigation.

Instructions Assessment Questions Review

Who is Reporting

Incident Details

Demographics


Witness Details

Injury or Exposure Detail

Supervisor Investigation

Supervisor Investigation

Date incident was reported to me:

5/19/2023 

| May 2023 | | | | | | |
|----------|----|----|----|----|----|----|
| Su | Mo | Tu | We | Th | Fr | Sa |
| 30 | 1 | 2 | 3 | 4 | 5 | 6 |
| 7 | 8 | 9 | 10 | 11 | 12 | 13 |
| 14 | 15 | 16 | 17 | 18 | 19 | 20 |
| 21 | 22 | 23 | 24 | 25 | 26 | 27 |
| 28 | 29 | 30 | 31 | 1 | 2 | 3 |
| 4 | 5 | 6 | 7 | 8 | 9 | 10 |

9 Follow along, filling out all required fields.

Who is Reporting

Incident Details

Demographics


Witness Details

Injury or Exposure Detail


Supervisor Investigation

Supervisor Investigation

Date incident was reported to me:

5/19/2023 

Time:

11:22 AM 

Type of incident

- Illness
- Injury
- Property Damage
- Near Miss
- Other (describe below):

Who is Reporting

Incident Details

Demographics

Witness Details

Injury or Exposure Detail

Supervisor Investigation

Supervisor Investigation

Date incident was reported to me:

5/19/2023

Time:

11:22 AM

12:00 AM

12:15 AM

12:30 AM

12:45 AM

01:00 AM

01:15 AM

01:30 AM

01:45 AM

page

(describe below):

Demographics

Witness Details

Injury or Exposure Detail

Supervisor Investigation

Date incident was reported to me:

5/19/2023

Time:

11:22 AM

Type of incident

Illness

Injury

Property Damage

Near Miss

Other (describe below):

Yes No Did person seek medical treatment?

10 If you have pictures or other pertinent files then you can attach them here.

Yes No Did person seek medical treatment?

Yes No Have you been trained in incident investigations?

Yes No Was the scene visited during the investigation?

Attach pictures or other pertinent information.

[Manage Attachments](#) No Attachments

Yes No Have similar incidents occurred?

N/A Did the incident involve the same individual?

UNSAFE ACT (PRIMARY)

Failure to comply with Failure to use appropriate Ir

11 Fill out the text boxes.

UNSAFE CONDITION (PRIMARY)

Inappropriate equipment/tool Inadequate maintenance

Slip/Trip/Fall Hazard Worn/Broken/Defective building components

Detailed explanation of checked box/boxes above:

test

Why did condition exist?

test

Contributing factors (if any):

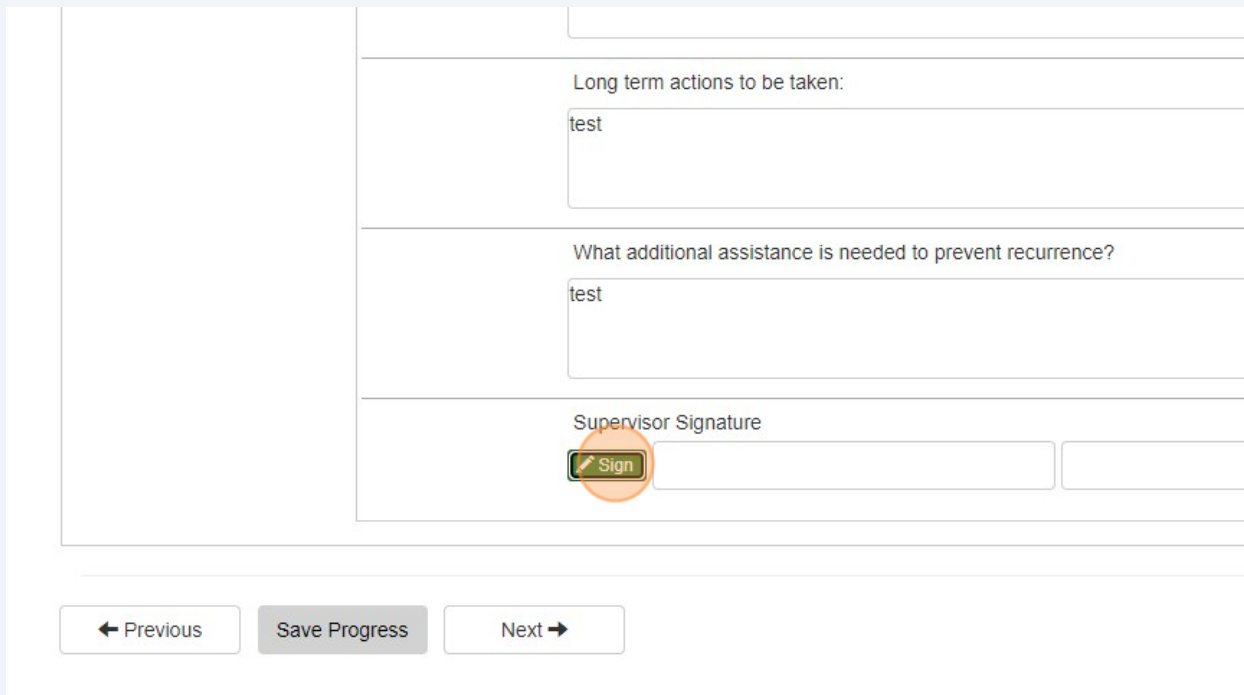
test

| | | |
|--|---|--|
| | | |
| | Immediate action taken to prevent recurrence: | test |
| | Long term actions to be taken: | test |
| | What additional assistance is needed to prevent recurrence? | test |
| | Supervisor Signature | <input type="text" value="Ukena, Adam"/> <input type="text" value="ABU66535"/> 5/2 |

| | | |
|--|---|--|
| | | |
| | Long term actions to be taken: | test |
| | What additional assistance is needed to prevent recurrence? | test |
| | Supervisor Signature | <input type="text" value="Ukena, Adam"/> <input type="text" value="ABU66535"/> |

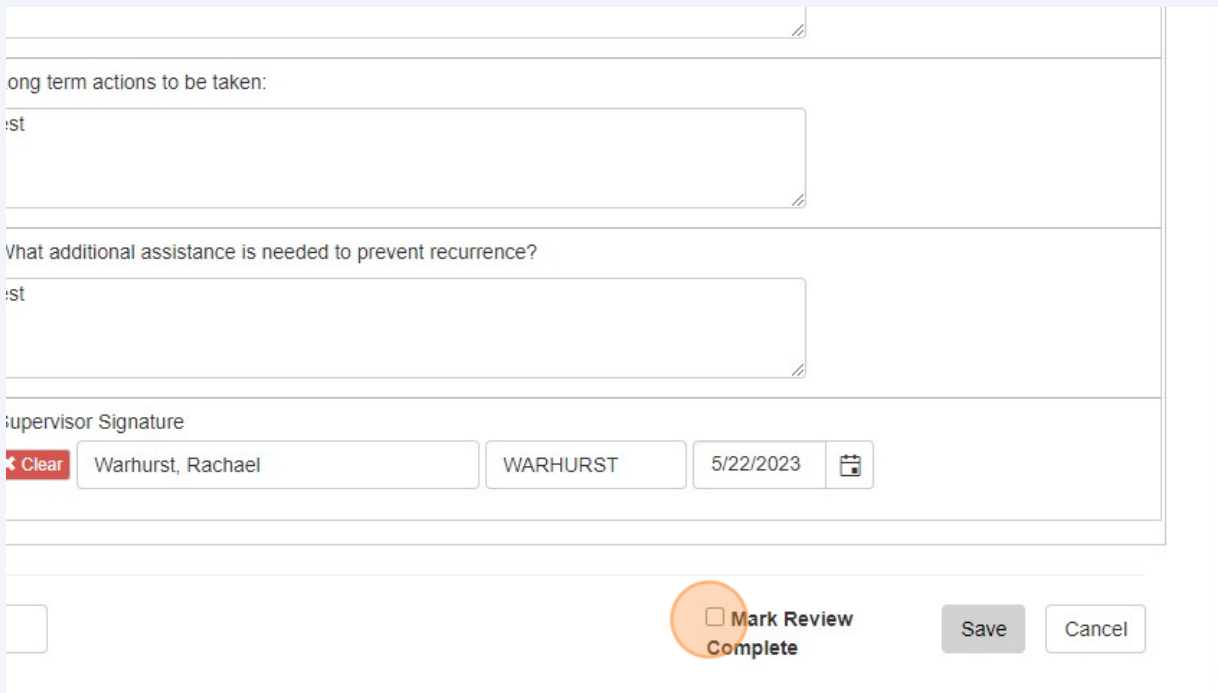
← Previous Save Progress Next →

12 Once all fields are filled out click "Sign".



A screenshot of a web form with several input fields. The first field is empty. The second field is labeled "Long term actions to be taken:" and contains the text "test". The third field is labeled "What additional assistance is needed to prevent recurrence?" and also contains "test". The fourth field is labeled "Supervisor Signature" and contains a signature. A green "Sign" button with a pencil icon is highlighted with an orange circle. At the bottom of the form, there are three buttons: "← Previous", "Save Progress", and "Next →".

13 After you have filled out all the required fields, click the "Mark Review Complete" checkbox.



A screenshot of a web form, similar to the one above. The "Long term actions to be taken:" field contains "test". The "What additional assistance is needed to prevent recurrence?" field contains "test". The "Supervisor Signature" field contains a signature and is followed by three input fields: "Clear", "Warhurst, Rachael", "WARHURST", "5/22/2023", and a calendar icon. At the bottom of the form, there is a checkbox labeled "Mark Review Complete" which is highlighted with an orange circle. To its right are "Save" and "Cancel" buttons.

14 If all required fields have been filled out. Save will submit your form.

is to be taken.

assistance is needed to prevent recurrence?

Signature

Warhurst, Rachael WARHURST 5/22/2023

Mark Review Complete **Save** Cancel

15 Click "OK"

Contributing factors (if any):

Assessment Review

The assessment review has been successfully submitted.

OK

Long term actions to be taken:

test

What additional assistance is needed to prevent recurrence?

test

Supervisor Signature

Warhurst, Rachael WARHURST 5/22/2023